

READING RHYTHMS LEVEL 1

A student who is just learning how to read rhythms should start with using sounds as oppose to numbers to count the rhythms (for example quarter note is TA, eighth note is TEE TEE, sixteenth note is TEE REE TEE REE.) Once the student gets comfortable counting with these sounds, the student should then try counting using numbers. The numbers and corresponding sounds are written over each note in this exercise.

BEN PORTNER

WHOLE NOTE 4 BEATS (1 NOTE IN A MEASURE)

1 TA 2 AH 3 AH 4 AH

HALF NOTE 2 BEATS (2 NOTES IN A MEASURE)

1 TA 2 AH 3 TA 4 AH

QUARTER NOTE 1 BEAT (4 NOTES IN A MEASURE)

1 TA 2 TA 3 TA 4 TA

EIGHTH NOTES 1/2 A BEAT (EIGHT NOTES IN A MEASURE)

1 + 2 + 3 + 4 +

TEE TEE TEE TEE TEE TEE TEE TEE

SIXTEENTH NOTES 1/4 OF A BEAT. SIXTEEN NOTES PER MEASURE.

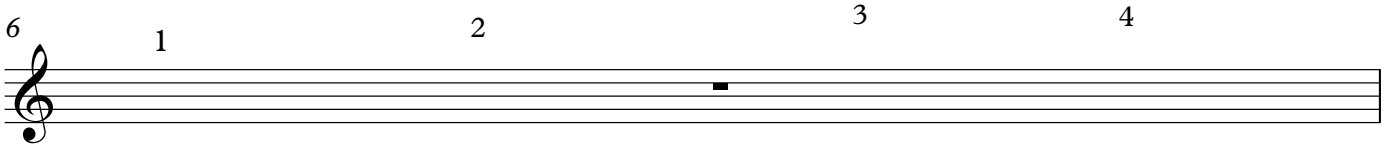
1 E + AH 2 E + AH 3 E + AH 4 E + AH

TEE REE TEE REE TEE REE TEE REE TEE REE TEE REE TEE REE TEE REE

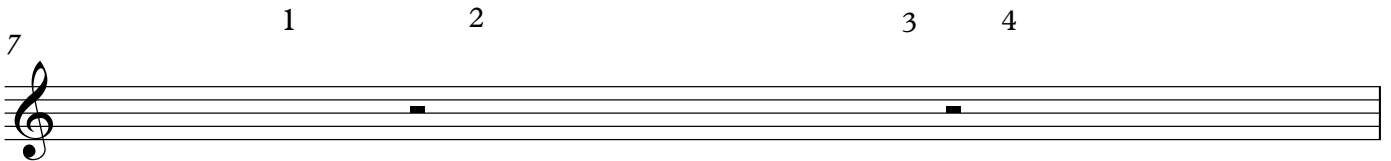
2

Every note (whole, half, quarter, eighth, sixteenth.) has a corresponding rest. A rest is when the performer is silent and doesn't play anything for the duration of beats that the rest represents. Let's take a look at the rests for each note.

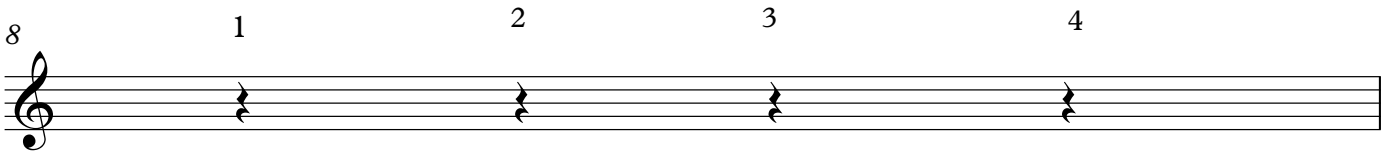
WHOLE REST 4 BEATS (1 REST IN A MEASURE)



HALF REST 2 BEATS (2 RESTS IN A MEASURE)




QUARTER REST 1 BEAT (4 RESTS IN A MEASURE)



+ = AND

EIGHTH RESTS 1/2 A BEAT (EIGHT RESTS IN A MEASURE)



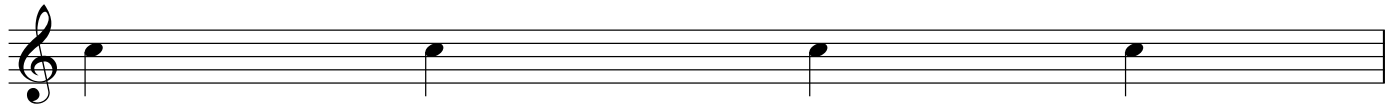
SIXTEENTH RESTS 1/4 OF A BEAT. SIXTEEN RESTS PER MEASURE



Now let's try combining rhythms and rests to make yourself familiar with reading different patterns. First practice using the sounds, TA, TEE TEE, and TEE REE TEE REE. Once you get comfortable with that, try counting using numbers, 1 2 3 4, 1+2+3+4+, 1e+a2e+a3e+a4e+a


11 2 3 4

TA TA TA TA



12 1 2 3 4

TA REST TA REST



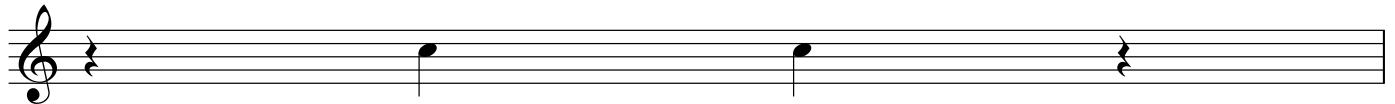
13 1 2 3 4

TA REST REST TA



14 1 2 3 4

REST TA TA REST



15 1 2 3 4

REST TA REST TA



1 + 2 + 3 4
 TEE TEE TEE TEE TA TA

16

Detailed description: A single musical staff in treble clef. The first four notes are quarter notes, each with a '1' above it. The fifth and sixth notes are quarter notes, each with a '3' above it. There are plus signs between the first and second notes, and between the second and third notes. The notes are on the first line of the staff.

1 + 2 3 + 4
 TEE TEE REST TEE TEE TA

17

Detailed description: A single musical staff in treble clef. The first two notes are quarter notes, each with a '1' above it. The third note is a quarter rest with a '2' above it. The fourth and fifth notes are quarter notes, each with a '3' above it. The sixth note is a quarter note with a '4' above it. There are plus signs between the first and second notes, and between the third and fourth notes. The notes are on the first line of the staff.

1 2 + 3 + 4
 REST TEE TEE TEE TEE TA

18

Detailed description: A single musical staff in treble clef. The first note is a quarter rest with a '1' above it. The second and third notes are quarter notes, each with a '2' above it. The fourth and fifth notes are quarter notes, each with a '3' above it. The sixth note is a quarter note with a '4' above it. There are plus signs between the second and third notes, and between the third and fourth notes. The notes are on the first line of the staff.

1 2 + 3 4
 TA TEE TEE REST TA

19

Detailed description: A single musical staff in treble clef. The first note is a quarter note with a '1' above it. The second and third notes are quarter notes, each with a '2' above it. The fourth note is a quarter rest with a '3' above it. The fifth note is a quarter note with a '4' above it. There are plus signs between the second and third notes. The notes are on the first line of the staff.

1 2 + 3 + 4
 TA TEE TEE TEE TEE TA

20

Detailed description: A single musical staff in treble clef. The first note is a quarter note with a '1' above it. The second and third notes are quarter notes, each with a '2' above it. The fourth and fifth notes are quarter notes, each with a '3' above it. The sixth note is a quarter note with a '4' above it. There are plus signs between the second and third notes, and between the third and fourth notes. The notes are on the first line of the staff.

1 + 2 + 3 + 4
 TEE TEE TEE TEE TEE TEE REST

21

Detailed description: A single musical staff in treble clef. The first six notes are quarter notes, each with a '1' above it. The seventh note is a quarter rest with a '4' above it. There are plus signs between the first and second notes, between the second and third notes, between the third and fourth notes, and between the fourth and fifth notes. The notes are on the first line of the staff.

22 1 E + AH 2 + 3 E + AH 4
 TEE REE TEE REE TEE TEE TEE REE TEE AH REE TA

23 1 2 + 3 E + AH 4
 TA TFF TEE TEE REE TEE REE TA

24 1 2 3 E + AH 4 +
 TA REST TEE REE TEE REE TEE TEE

25 1 + 2 E + AH 3 4
 TEE TEE TEE REE TEE REE REST TA

26 1 + 2 E + AH 3 + 4 E + AH
 TEE TEE TEE REE TEE REE TEE TEE TEE REE TEE REE

27 1 E + AH 2 E + AH 3 4 +
 TEE REE TEE REE TEE REE TEE REE TA TEE TEE

28 1 + 2 3 E + AH 4 +
 TEE TEE REST TEE REE TEE REE TEE TEE

29 1 E + AH 2 E + AH 3 E + AH 4
 TEE REE TEE REE TEE REE TEE REE TEE REE REST

30 1 + 2 + 3 E + AH 4 E + AH
 TEE TEE TEE TEE TEE REE TEE REE TEE REE TEE REE